

# One Hand Paper Fold

by Marcus Hill

One favourite method of vanishing a coin is the standard paper *coin fold* (see for example Mark Wilson "Complete course in magic" (1988) page 177.) The method presented here provides a simple one-handed version.

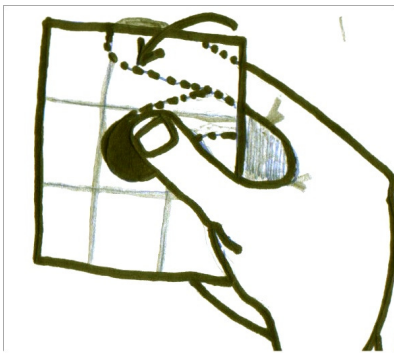
**Effect:** a coin is folded within a small piece of paper only to disappear before the eyes of the audience.

**Comments:** I use an 11cm square paper and fold it into 9 equal squares. Prepare the paper by folding it often. Crimp one corner so you know which way up to hold the paper so that you fold the paper the same way every time (which makes folding easier.)

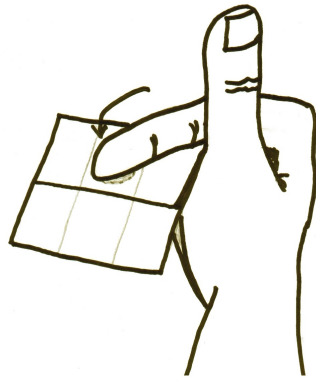
**Performance:** Borrow a small coin (10p is ideal) and use the one hand paper fold to make it disappear.

**Suggested patter:** "When you save for a pension you know your money is wrapped up nice and safely." (Perform one hand paper fold with right hand.) "You know it is there even if you can't see it. However, when the time comes to draw your pension..." (walk' left hand fingers across the table misdirecting audience as you allow coin to fall into right hand palm.) "You could be very disappointed at the amount they give you!" (Take folded paper into left fingers and away from right hand. Then tear paper in half and throw pieces on table.) Because the coin sits in a convenient finger palm, you may then re-produce the coin from any place you choose.

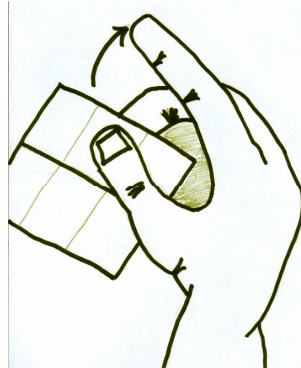
1. Start by nipping coin between thumb & second finger.



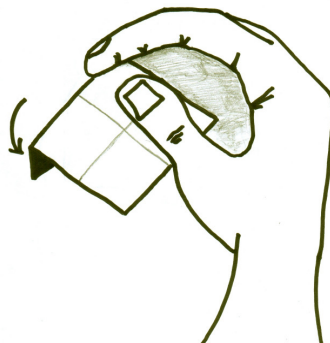
2. Fold down top flap with index finger & remove thumb, trapping coin between index finger & second finger.




3. Swap to nip coin between thumb & second finger.




4. Use index finger to fold outer part of paper under.




5. So coin is now nipped between thumb & index finger.



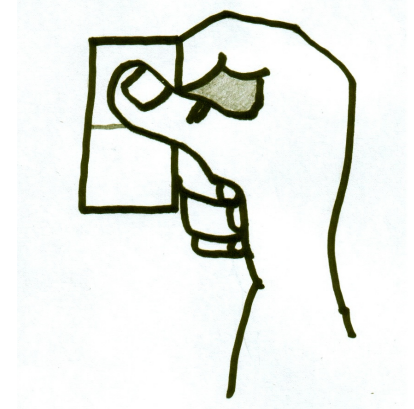
6. Push bottom part of paper under with second finger.




7. So coin is now nipped between thumb & second finger.



8. Swap to nip coin between thumb & index finger allowing paper to turn anticlockwise.



9. Push bottom part of paper under with second finger.



12. Pressure on paper can now be released to allow coin to drop into palm.

